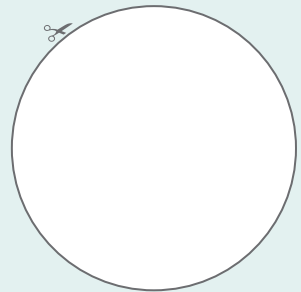
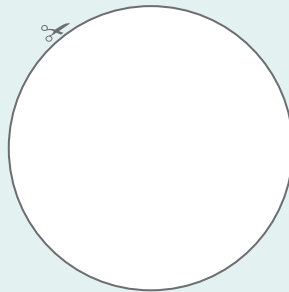
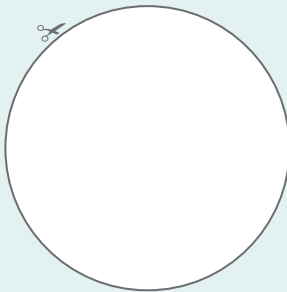


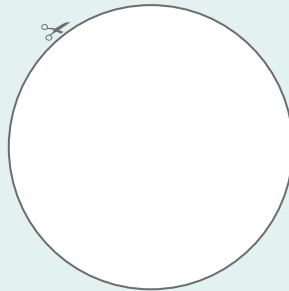
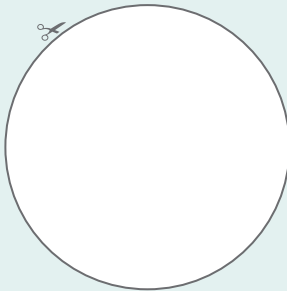








DO YOU REMEMBER?

Create your own memory card game.

MEMORY
GAME



Step 1: Draw two of the same pictures in the circles. Colour them in if you wish.

Step 2: Cut all the circles out and paste them on construction paper. Make sure the papers used are all identical.

Step 3: Turn them over, shuffle and play! Flip over two cards. Keep the set if you find a match. If there is no match, flip the cards back and the other player gets a turn.

→ Hey Parents!

This game will help sharpen your child's memory and recall skills, as well as cultivate patience. Drawing, colouring and cutting will also hone their fine motor skills. Remember to have fun!

