


# WE'VE GOT MAIL!

Parents share innovative uses of technology in their children's learning and play.



 Nature is the best learning tool. Every weekend, we bring our daughter Kayla out to parks and playgrounds and explore the nature around us. She can learn so much by looking, touching, smelling and listening. On one of our trips to the park, we found a saga tree. She was so amused by the little red seeds inside the dried pods and had fun searching for more. Then came the technology. We looked up what the flowers and young pods look like on our smartphone, which helped Kayla learn about colours and shapes. We also introduced mathematical problem-solving by adding or deducting the number of seeds.




Use technology to extend learning from a trip to the park


**SUPEE-ORN CHAN**, mother of a girl, aged 5



Identify your child's interest from digital platforms and bring it offline

 My son Luis is fond of watching cartoons that have cars in them. To support his offline learning, I help him draw cars on his writing board or in his notebook, and then we make up stories involving these cars. It's a good way to teach him new words, and he also learns to relate them to the scenarios he sees on TV.

**BANASHREE MAHANTA**, mother of a boy, aged 3

 To nurture my daughter Ayra's inquisitive mind, I started a 'Research Time' activity which incorporates YouTube videos into our home learning. Every week, she is free to explore any topic of interest, for example, how crayons are made. She types the question in the search engine box, and we pick out a suitable video to watch together. Then she draws or jots down notes in her 'Research Book'. Ayra looks forward to these weekly sessions. The whole process is child-led and gives her a sense of ownership over her learning.

**ADILAH MOHD**, mother of a girl, aged 6



Guide your children as they explore their interests online

## TOGETHER WE SOAR

Parents, share how you have used community resources such as the parks, beaches, playgrounds, museums and/or other places to support your child's learning and development. Attach a photo with your anecdote and your submission may appear in the next issue of *Beanstalk!*

To share your story, go to [go.gov.sg/beanstalk-mailbag](https://go.gov.sg/beanstalk-mailbag) or scan this QR code.



## HOME GROWN

We showed you how to make a drink carton planter in the Apr–Jun 2022 issue. Some of you adapted it in creative ways!



**GOH JIE YANG**, 5



**GUO RUIHANG**, 4



**JOHAN LIN**, 4



We have three **Grab vouchers** to give away to the best letters!