

Welcome to  
**By-The-Park**



**BY THE PARK**  
PLAY • DISCOVER • CREATE



People

Purpose



BY THE PARK  
PLAY · DISCOVER · CREATE



Practices

Positive  
Space



BY THE PARK  
PLAY · DISCOVER · CREATE



# Our Image of the Child

Imagine every preschooler is a connected, competent,  
and committed learner.


What are some images that come to your mind?



# BTP's Practices



**We** believe that children are social beings and unique individuals, capable of making a difference through their words, actions and deeds.




## Principles

Child as active collaborators  
Quality relationships  
Intentional learning space  
Ongoing learning & reflective practices

## Values

Curiosity, Compassion, Commitment & Courage



## Approach

### Play

- Research
- Respect
- Respond
- Reciprocate

### Discover

- Culture of Thinking

### Create


- Tangibles and Intangibles



## Learning Outcomes

Knowledge & skills  
Learning Attitudes

# BASIC - Role of the Educator



**Believe**

**Affirm  
Acknowledge**

**Support**

**Inspire**

**Create**



# Unpacking



Teachers are active participants, facilitating and enriching children's play experiences



Learning spaces are engaging, allowing for opportunities to explore and fostering positive and respectful interactions between educators and infants



# Unpacking



BY THE PARK  
PLAY · DISCOVER · CREATE



Providing opportunities to co-construct knowledge and understanding through the exchange of ideas



Scaffolding children's learning by stimulating higher-order thinking skills through experiential learning



# Our Environment



# THE THIRD TEACHER

A WELL-DESIGNED LEARNING ENVIRONMENT



sketchplanations



**BY THE PARK**  
PLAY · DISCOVER · CREATE

# We create environments that...

1. Reflects our values
2. Celebrates the child's identity and voice
3. Evokes curiosity
4. Fosters creativity



# Setting up Learning Spaces



Intentions

Objectives

Resources

Set-up  
Materials  
Considerations

Experiences

# The Power of Provocations



# Types of provocations

## 1. Materials

- Open-ended to invite manipulate

## 2. Books

- Provocation for play, art, reflection

## 3. Image

- Thought-provoking illustrations to spark conversations

## 4. Questions

- Pose open-ended questions that invite thinking, wonder, or problem-solving.

# Questions

Ongoing interest & observation:

- Interest in trees
- Relate the structure of trees to a person
- Nearing mother's day celebrations

Using a question to spark exploration, thinking and conversations:

- Think and relate which part of the tree looks like my parent
- How can I input the details to make it look like my parent?

Observation:

- In the picture, the child shared that the leaves are like the hair of her mummy. Mummy is always standing tall and happy like the tree.





# Center of it all - CHILD



- C itizen of tomorrow
- H olistic
- I nquisitive
- L ove for learning
- D etermined

# OUR EXPERIENCE

- Audit our practices
- Frames helped to guide and explain our processes
- Affirmation of our practices
- Opportunity to live BASIC in our wider community
- Reflective journey on our practice
- Offers practical steps to improve alignment





**BY THE PARK**  
PLAY • DISCOVER • CREATE

Thank you